

# VANDA RECESS FLUSHBOX

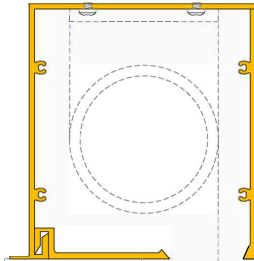
Extrusion & Components June 2024



FULL FLUSHBOX

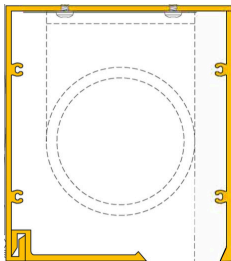


PART BOX



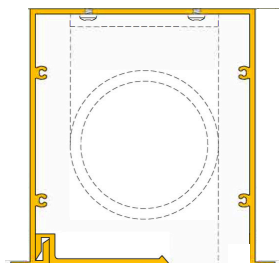
**FULL FLUSH BOX EXTRUSION with COVER PLATE**

Part No: #VA-FB-100  
Comes in 4.2m Lengths



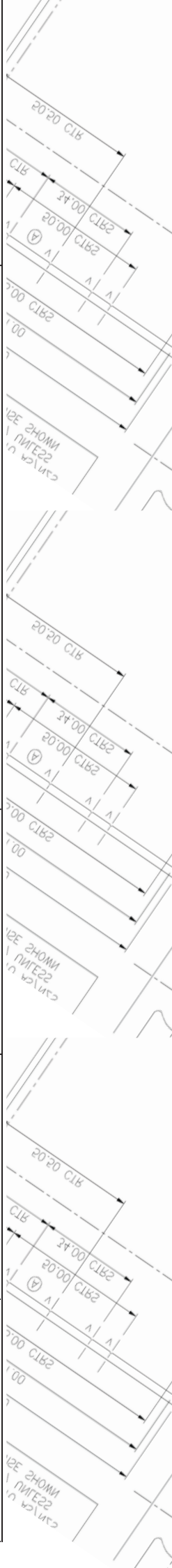
**FULL FLANGELESS FLUSH BOX EXTRUSION with COVER PLATE**

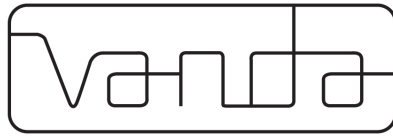
Part No: #VA-FB-130  
Comes in 4.2m Lengths



**FULL FLUSH BOX (FLANGE ON BOTH SIDES) with COVER PLATE**

Part No: #VA-FB-140

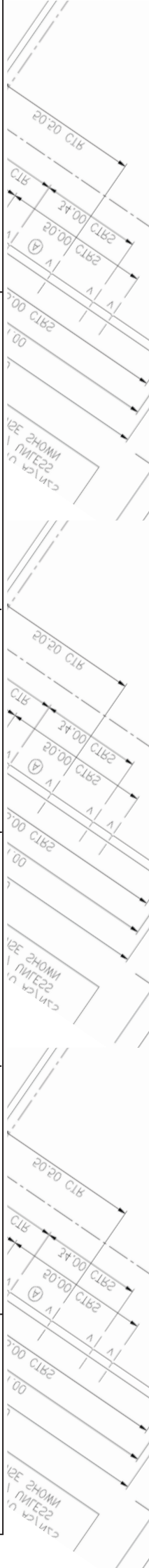


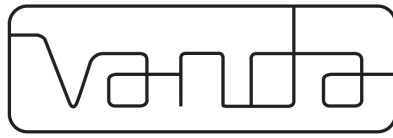


# VANDA RECESS FLUSHBOX

## Extrusion & Components *June 2024*

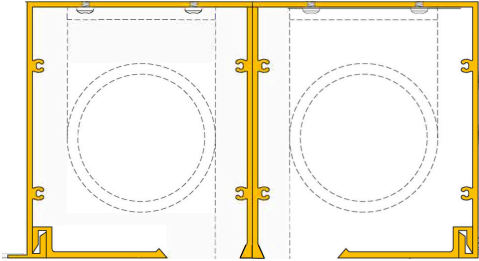
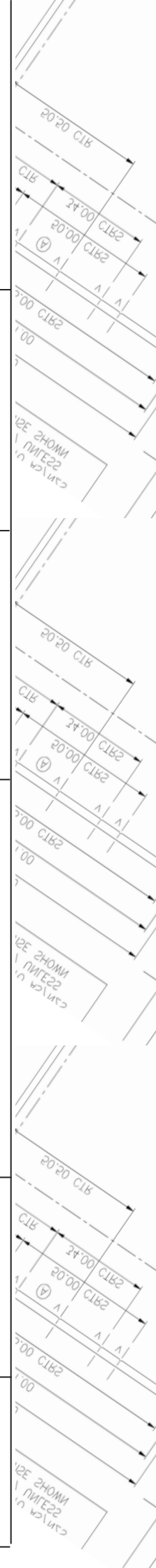
	<p><b><u>PART FLUSH BOX EXTRUSION with standard COVER PLATE</u></b> Part No: #VA-PB-101 (comes in 4.2m lengths)</p> <p><b><u>PART FLUSH BOX EXTRUSION with extended COVER PLATE</u></b> Part No: #VA-PB-201 (comes in 4.2m Lengths)</p> <p>Partbox Bracket Extrusion - #VA-PB-100 Cover plate only - #VA-FB-055 Extended Cover plate only - #VA-FB-075</p>
	<p><b><u>VANDA DOUBLE BLIND RECESS with PART BOX</u></b></p> <p>Part No: #VA-PB-101 / 2 Comes in 4.2m Lengths</p>
	<p><b><u>VANDA DOUBLE BLIND RECESS with Flange</u></b></p> <p>Part No: #VA-FB-600 Comes in 4.2m Lengths</p>
	<p><b><u>VANDA DOUBLE FLUSHBOX MOUNTED SIDE BY SIDE FLANGELESS</u></b></p> <p>Part No: #VA-FB-500 Comes in 4.2m Lengths</p>
	<p><b><u>VANDA DOUBLE FLUSHBOX MOUNTED SIDE BY SIDE</u></b></p> <p>Part No: #VA-FB-400 Comes in 4.2m Lengths</p>





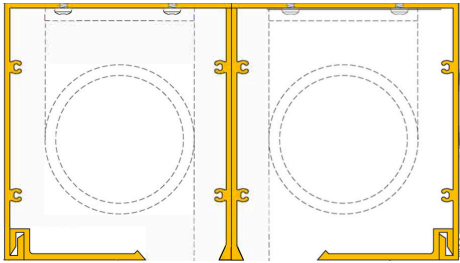
# VANDA RECESS FLUSHBOX

## Extrusion & Components *June 2024*



### VANDA DOUBLE FLUSHBOX MOUNTED SIDE BY SIDE

Part No: #VA-FB-300  
Comes in 4.2m Lengths



### VANDA DOUBLE FLUSHBOX MOUNTED SIDE BY SIDE FLANGELESS

Part No: #VA-FB-200  
Comes in 4.2m Lengths



Single Endcap



Double Endcap

### FLUSHBOX END CAPS

Part No: #VA-FB-110 (Supplied as a pair)

### FLUSHBOX END CAPS with (FLANGE REMOVED)

Part No: #VA-FB-131 (Supplied as a pair)

### FLUSHBOX DOUBLE END CAPS

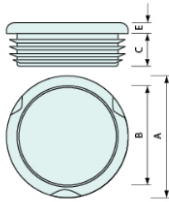
Part No: #VA-FB-220 (Supplied as a pair)

### FLUSHBOX DOUBLE END CAPS

(with Flange removed)

Part No: #VA-FB-221 (Supplied as a pair)

A = 42mm  
B = 37mm  
C = 11.5mm  
E = 5mm



### PLASTIC CABLE INSULATOR PLUG

Part No: #VA-FB-120

Purchased individually

Available in White or Black



### BUTTING PIN

Part No: #VA-FB-150

(to enable precise line up of two butting Flush Box Extrusions) Supplied as a pair



# VANDA RECESS FLUSHBOX

## Extrusion & Components *June 2024*



### 90 DEGREE INTERNAL MITRE CORNERS

Part No: #VA-FB-501  
INTERNAL MITRE CORNER FOR FLUSHBOX VA-FB-100

Part No: #VA-FB-502  
INTERNAL MITRE CORNER FOR FLUSHBOX VA-FB-130

Part No: #VA-FB-503  
INTERNAL MITRE CORNER FOR FLUSHBOX VA-FB-140



### 90 EXTERNAL INTERNAL MITRE CORNERS

Part No: #VA-FB-504  
EXTERNAL MITRE CORNER FOR FLUSHBOX VA-FB-100

Part No: #VA-FB-505  
EXTERNAL MITRE CORNER FOR FLUSHBOX VA-FB-130

Part No: #VA-FB-506  
EXTERNAL MITRE CORNER FOR FLUSHBOX VA-FB-140

### NOTES

